

Appin Park News

LEARNING
FOR LIVING
I SHOW RESPECT
I AM RESPONSIBLE
I CARE

10th August, 2023


Save the Date

August

7-15 Scholastic Book Fair
14 Assembly
23 Book Week Parade

September

5 Athletics Day
14 F-2 Sleepover
15 Footy Day
15 End of Term



Hi families of Appin Park,

Tomorrow marks the halfway point of the term! Time has just flown by. Just a reminder that student supervision begins from **8.30am** each morning.

This week students were able to watch a show presented by the team at Ned's Mindset Mission. Students were taken on a journey filled with humour, yo-yo and magic tricks, puppetry and storytelling. Throughout the performance, students discovered how to activate their growth mindset to overcome social, emotional and academic challenges.

Grade 2G have been visited by some special people in the last two weeks. Chops and his team of firefighters, Ed, Craig and Scott, have come in and taught the students about fire safety. On Monday, students were buzzing with excitement when they all got to take part at sitting in the fire truck and having a go at using the firehose.

We had three new students start this week - Kenzie (34A), Ayla-Mai (34R) and Zavier (56M). We wish them all the best as they begin their time here at Appin Park.

Thanks to those who had a go at last week's brain teaser which was *how many squares were in the picture?* The answer was **40**. We had over 60 students come and put an answer in the mailbox at the drive through and 14 of these were correct. The lucky winner pulled out was **TJ** from 2G. Well done TJ. Here is this week's to try and solve at home.

How many triangles are there?

Don't forget to come to the drive through tomorrow morning and put your answer in the mailbox.

Have a great week,

Craig Kerlin—Acting Principal



Principal's Award

Jimi Pell

Jimi's dedication to helping and nurturing others sets an inspiring example. He selflessly dedicates his time to support anyone and everyone in need and this is noticed by not only staff, but members of our school community.

Certificates of Recognition

**Layla Poole *Harry Knox*
*Lola Nevinson *Ed Wright*
Gabby Cox *Josh Ballard*
*Grace Leederkerken**

A note from CASEA - Active Listening

Active listening is a skill that is more than just hearing the other person. With practice, active listening strengthens communication and helps improve relationships.

- Give your child your full attention. Turn the TV off and put phones away. Look at your child so they know they're being heard and understood.
- Allow them to finish what they're saying and don't interrupt.
- Summarise and validate your child's feelings. When we repeat back their words, it acts as an invitation because your child feels listened to. This can encourage them to explain more about what they're thinking.
- Check in with them to see if you've understood. Eg, 'Let me see if I've understood, you feel angry because we're going away this weekend and it's your friend's birthday party. I can understand that'.
- Try and put yourself in your child's shoes and consider how you might feel in the situation. Eg. If you were told you'd done something wrong would you feel? Embarrassed, angry, frustrated, disappointed, or something else?

Adapted from the Raising Children Network and Carolyn Webster-Stratton

This week, try putting some of these ideas into practice, and check in with them later about how things are going- they will be so happy that you remembered what they were talking about, and want to know more!

If you would like any further support regarding communicating and connecting with your child, please contact the CASEA team on casea@awh.org.au

FROM THE ART ROOM

This term in Art the Foundation and year 1 students have been practising their cutting, fringing and stamping to create watercolour cows in paddocks, honeycomb, bees and emus. We have used a variety of stamping tools including bubble wrap and foam stampers. This thematic unit is linked to F/1s Farm to Fridge theme to support their cross curricular learning.

The year 2-6 cohort have been getting their hands messy with clay to create monsters, coil cupcakes and dragons. Students learnt how to knead, roll, shape and join clay using hatch and slip techniques. These have been painted and will be coming home next week so please keep an eye out for these fearsome creatures and sweet cupcake pinch pots in your child's school bag!



Italiano

To start off term 3, children have been working on how to write and talk about themselves, their holidays and revising prior vocabulary. They have been practising how to pronounce and spell correctly and share their experiences. Take a look at the Grade 2s who have been focussing on talking and writing about their holidays and learning how to say my name is /mi chiamo and I like /mi piace.

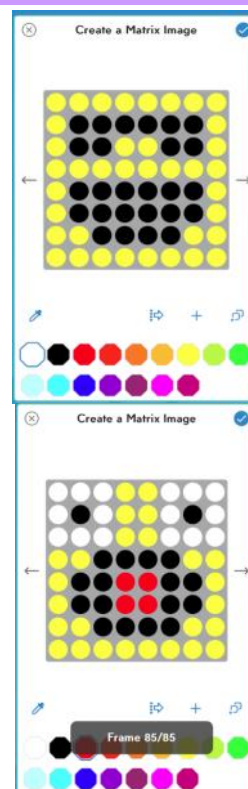



DIGITAL TECHNOLOGIES

The students have been working on their understanding and use of coding with the aid of our Sphero Bolt programmable robots. The students have been doing a fantastic job integrating their new found knowledge to create a wide variety of programs and serve different functions. Below are some great examples of animations that the students were able to create using the LED matrix on the Sphero Bolts.

```

on start program
  stabilization off
  play random animal sound and wait
  loop forever
    if total accelerometer > 2 then
      scrolling text guess the animal in [ ] at 20 fps and wait
    else
      main LED [red]
      play random animal sound and wait
  
```



```

on start program
  roll 0° at 50 speed for 3s
  matrix animation [ ] loop
  stop
  stop
  roll 0° at 0 speed for 0s
  roll 90° at 50 speed for 5s
  matrix animation [ ] loop
  stop
  stop
  roll 180° at 50 speed for 3s
  matrix animation [ ] loop
  stop
  stop
  roll 270° at 50 speed for 5s
  matrix animation [ ] loop
  
```